

ROUTE OF ALL EVIL (Easier Said Than Done)

November 3, 2018

The 2018 ROUTE is an enjoyable drive on a lot of fun roads through beautiful country in Upstate New York.

Cars run a minute apart, trying to reach an unannounced checkpoint at an exact **(T)**ime, by running at an exact average **(S)**peed, following a course that is an exact **(D)**istance [thus the term: **TSD**]

THIS IS NOT A RACE. Teams are penalized for being early. The idea is to stay on course, try to match the given pace and arrive on time. We aren't trying to get you lost - you should be able to follow the course with reasonable effort (see sample route instructions below); even if you are a rookie.

You won't need any special car preparation - the event is for licensed, legal street vehicles. Please remember you are going to be out in very rural areas, after dark, in November. Your car will undergo a safety check, and a list of suggested items for the trip is included in the General Instructions, which should be finalized soon and available for your car preparation.

You will see calculators, special odometers & rally computers, mileages in the thousandths, timing in the hundredths. Don't be intimidated - you run in class with folks equipped the same as you are. Check it all out, ask questions - the top crews are happy to share their knowledge and experiences - they all have great stories, and all started out like you.

A substantial portion of the course uses unpaved roads where road clearance helps, but, it is not a car-breaker. Average speeds can be attained without exceeding the speed limit (the police have been notified of the event), at a pace meant to be entertaining to the driver. Negotiating the course and staying on time involves the navigator; it's a "team" sport.

The ROUTE is about 270 miles long and takes around 11 hours to complete, with two breaks for food and gas. The longest section without fuel is about 130 miles.

We encourage you to register at first opportunity, which makes it easier for us to plan for the size of the field. There will be no registration the day of the event; you must pre-register.





Headquarters: Super 8, 6067 NY RT 12, Norwich NY 13815 (607) 336-8880 (mention rally for special rate)

Tentative Schedule - Check-In, pay up - Sat, Nov 3, 12:30 - 1:30 pm

Route instructions, Rallymaster available - 1:30 pm First Car Out - 2:01 pm

First car finishes - 1:00 am (Norwich) Awards - 8:30 am (Bill's Diner, across from Super 8)

Example of Route Instructions:

		MILEAGE	Avg Spd
Straight at STOP		2.847	36
R at STOP		3.605	
R on GENESEE RD		4.155	42
L at YIELD		4.492	
Road surface change		5.722	

Please mail to:

FRANK BEYER

P O BOX 71, PLAINVILLE NY 13137

rallydr@gmail.com

DRIVER _____

ADDRESS _____

CITY/ST/ZIP _____

EMAIL _____

PHONE _____

*SCCA MEMBER # _____

SCCA REGION _____

***IF THE TEAM DOES NOT HAVE A MEMBER, THE DRIVER WILL BE REGISTERED AS A "WEEKEND MEMBER" OF THE SCCA (NO CHARGE)**

VEHICLE: YR/MAKE _____

LICENSE: ST/NUMBER _____

!!!YOU MUST PRE-REGISTER FOR THIS EVENT!!!

ROUTE OF ALL EVIL, 11/3/2018

CENTRAL NEW YORK REGION

SPORTS CAR CLUB OF AMERICA

NAVIGATOR _____

ADDRESS _____

CITY/ST/ZIP _____

EMAIL _____

PHONE _____

*SCCA MEMBER # _____

SCCA REGION _____

ENTRY FEE: \$100 us CASH, due at check-in

****CLASS: ___E ___L ___S**

>> ___GPS ___SOP ___ROOKIES

Please check if your team would like to have two sets of route instructions _____

VEHICLE MODEL _____

VEHICLE COLOR _____

The driver warrants this vehicle is being used with permission of the owner, that a current auto insurance policy with liability limits of not less than \$25,000/\$40,000/\$10,000 is in force for this vehicle; that it is inspected in accordance the laws of the state of registration; that the operator holds a valid operator's license; and that the following items are all in working order: turn signals, headlights, brake lights, parking lights, seat belts, back-up lights, horn, wipers.

DRIVER'S SIGNATURE _____ (signed at check-in)

****CLASSES**

-Equipped- No restrictions on equipment

-Limited - Calculating devices may be used; mileage information must be manually entered

-Stock - Calculating devices may be used; mileage information must be manually entered & come from vehicle's stock, .1mile reading, non-adjustable odometer in the stock location

>>Please note if you are using GPS mileage measurement

>>Please note if you are running Seat-Of-the-Pants (stock odometer, no calculating equipment)

>> Please note if you are rookies